


LED 8FT Type B LOC-T88FT-38W Series



G13 base with R17D end cap



FA8 base

FEATURES

- NSF approved
- Type B Double Ended
- Low thermal decay & maintenance
- No Mercury
- 50,000 hours lifetime

SUITABLE APPLICATIONS

- Commercial buildings
- Hotels
- Conference rooms
- Schools
- Supermarkets
- Factories
- Hospitals
- Office Buildings
- Airports

NSF Model Number:

- LOC-8FTT8AP-38W40K
- LOC-8FTT8AP-38W50K

CONSTRUCTION:

PC + Aluminum.

OPTICAL SYSTEM:

Bridgelux or Shineon SMD 2835 LED chips. 140° beam angle.

WARRANTY:

5-year limited warranty. Actual performance may differ as a result of end-user environment and application.

ELECTRICAL:

Available as 120-277V input. Double ended are available which can be compatible with shunted or non-shunted sockets. -20°C to 40°C, -4°F to 104°F

INSTALLATION & MOUNTING:

Type B double ended.




MODEL NUMBER	WATTAGE	LUMENS	EFFICACY	CRI	POWER FACTOR	THD	REPLACES
LOC-T88FT-38W40KPAF B	38W	5,000LM	131.579LM/W	80	0.9	20%	72W – 80W HID
LOC-T88FT-38W50KPAF B	38W	5,000LM	131.579LM/W	80	0.9	20%	72W – 80W HID

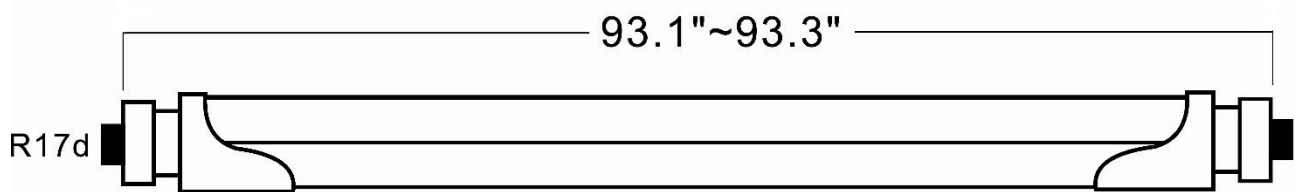
Series	Type	Wattage	CCT Options	Material	Lens	Power
LOC-	T8 8 Foot	38W	4000K 5000K	PA = Plastic Aluminum	Frosted	B = Type B

MEASUREMENTS

FA8 base

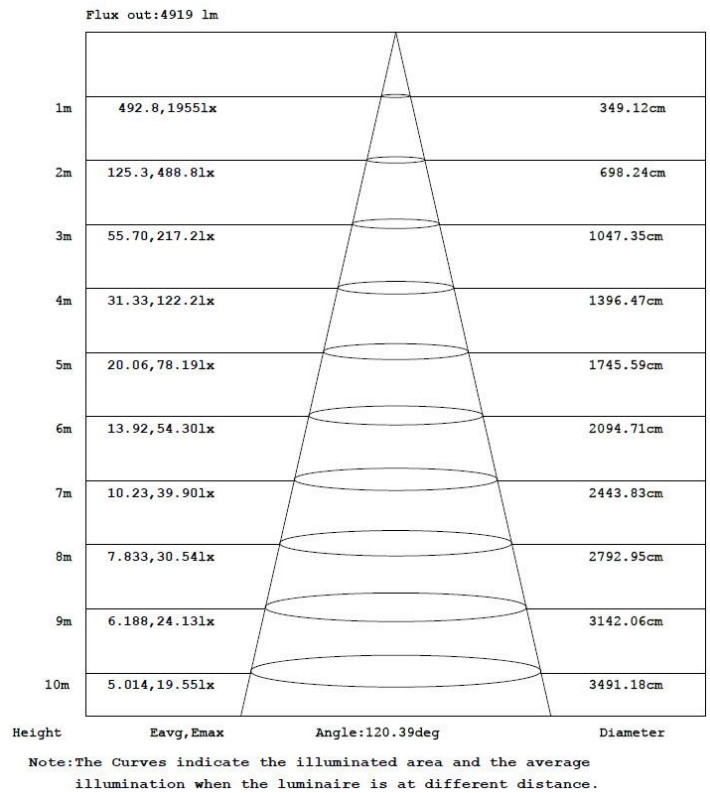
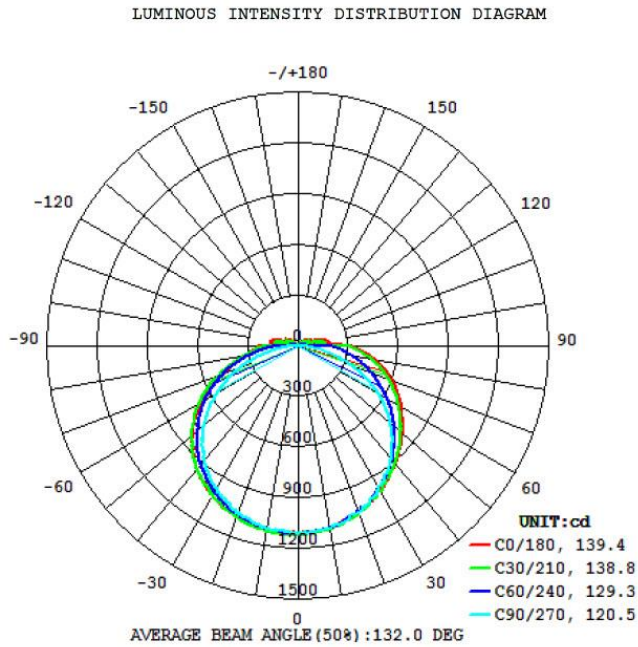


G13 base with R17D end cap



MODEL NUMBER	QUANTITY	WEIGHT	UPC CODE
LOC-T88FT-38W40KPAF B	1	0.88 lbs	00815586028955
LOC-T88FT-38W50KPAF B	1	0.88 lbs	00815586028962

38W 4,000K



38W 5,000K

